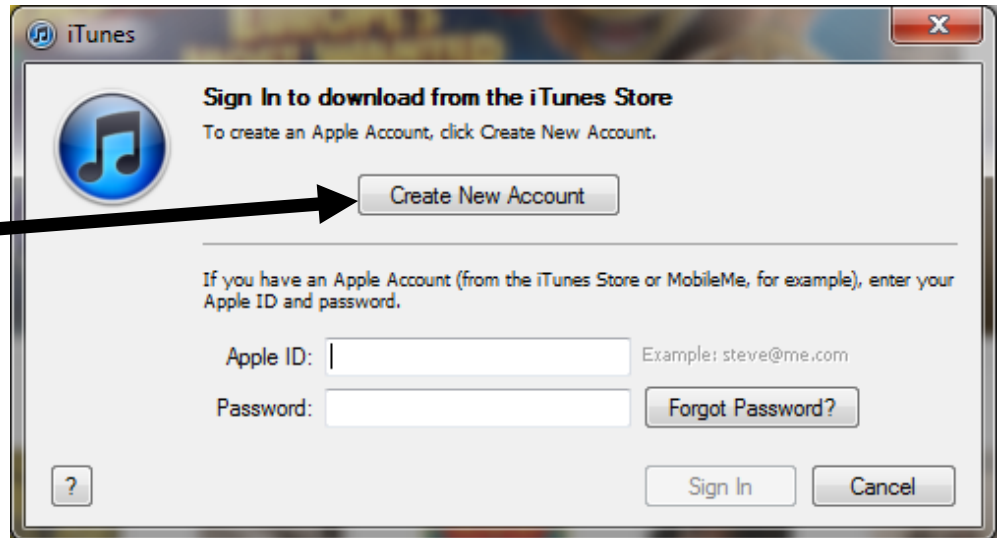


# How to Create an Account




First click "Sign In"

Then select "Create New Account"

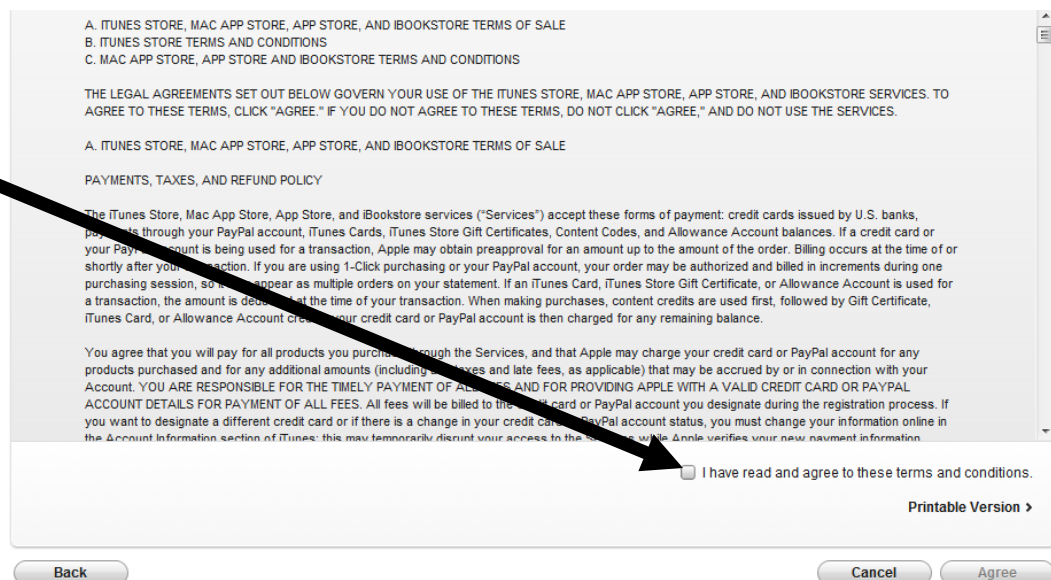


the iTunes Store



Now click "Continue"

Now read the terms and conditions and check the little box saying you agree.



☒ I have read and agree to these terms and conditions.

[Printable Version >](#)

After you have checked the box, click "Agree".

## Provide Apple ID Details

Next enter in your email and what you want your password to be.

Email

Password

Verify Password

### Security Info

For your protection, these questions will help us verify your identity in the future.

Now you have to choose 3 security questions by clicking the arrow to the right of "Choose One..."

Once you have selected your questions, answer them in the boxes to the right of them.

**Security Info**  
For your protection, these questions will help us verify your identity in the future.

### Optional Rescue Email

If you forget your answers, we can use this optional email address to send you instructions on resetting your information.

Next you can enter in a rescue email but don't have to.

Now enter in your birthday by clicking the arrows and typing in the year.

**Enter your date of birth.**

Would you like to receive the following via email?

- ☒ Product announcements and updates to the iTunes Store.
- ☒ News, special offers, and information about related products and services from Apple.

If you would like to receive these things leave them selected but if not just click on the boxes and it will uncheck them.

Once you have entered in all the info select "Continue".

Cancel

Continue

#### Payment Type



Card Number

Expires

1 / 2012

Security Code

Now you have to enter in a payment type. To add your credit card select the company and then enter in the required info.

To redeem a code or gift certificate, enter it here

Enter Code

If you have a gift card for iTunes you can enter the code here to redeem it.

#### Billing Address

Title

First name

Last name

Street

Apt., suite, bldg.

City

State

Zip

United States

Area code

Phone

If you just want your bill mailed to your house you can enter your info here.

Apple uses industry-standard encryption to protect the confidentiality of your personal information.

Finally select "Create Apple ID" and you're all done!

Cancel

Create Apple ID